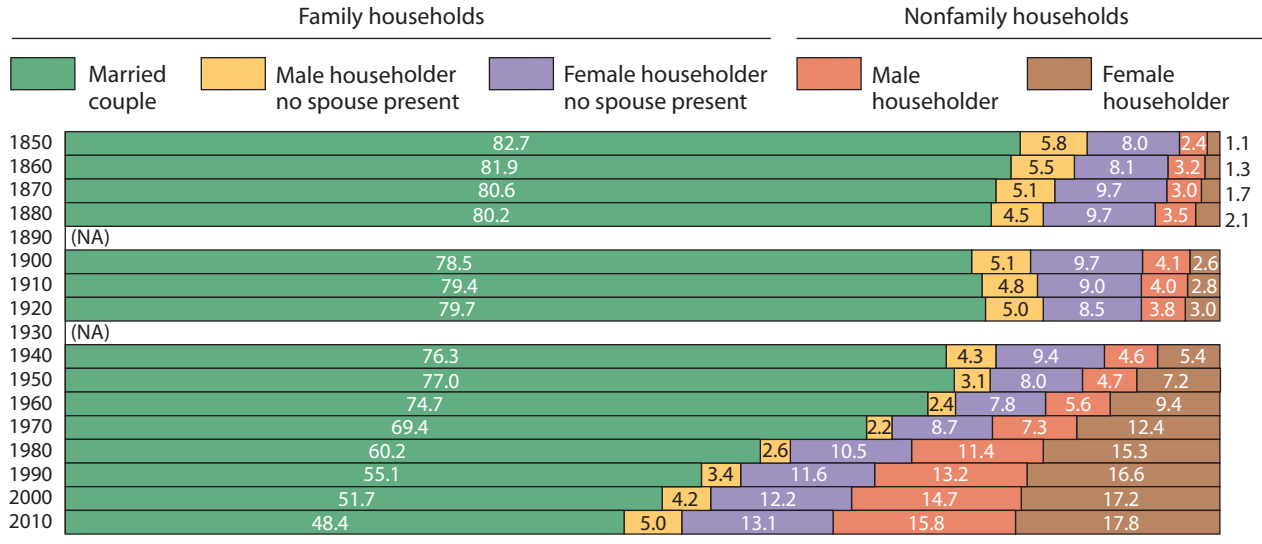


Figure 6-3.

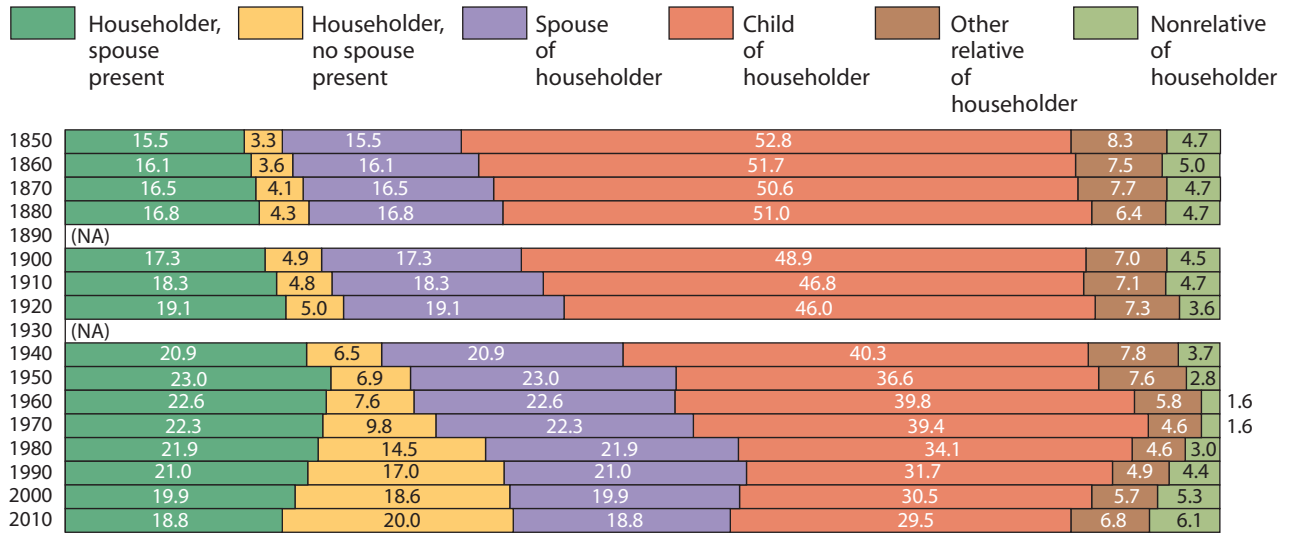
### Household Type, Relationship to Householder, and Home Ownership Rate, for the United States: 1850 to 2010

(Data for 1850 and 1860 exclude slave population)


#### HOUSEHOLD TYPE (percent distribution)



#### RELATIONSHIP TO HOUSEHOLDER FOR HOUSEHOLD POPULATION (percent distribution)



#### HOMEOWNERSHIP RATE FOR HOUSEHOLDS (in percent)



(NA) Not available.

Sources: Steven Ruggles (2006), "Family and Household Composition," in Historical Statistics of the United States: Millennial Edition, Vol. 1, pp. 1-660 to 1-689. U.S. Census Bureau, decennial census publications, and Frank Hobbs and Nicole Stoops (2002), "Demographic Trends in the 20th Century," Census 2000 Special Reports, CENSR-4. See [www.demographicchartbook.com](http://www.demographicchartbook.com), References.

Copyright © 2012 by Campbell Gibson. Graphics may be copied for personal use or for educational purposes, but may not be sold.